




HYDRAULITECHS

NUT BUSTER

HYDRAULIC MONSTER WRENCH

HTW50

The HTW50 is designed to disassemble and tighten piston nuts and cylinder glands. Two counteracting cylinders generate cracking torque and a fast turning motor taking action to open the nut.



NUTBUSTER ASSEMBLY

The Nutbuster System is a premium hydraulic cylinder repair bench that includes the Nutbuster Head that generates the torque to disassemble the nuts and glands of heavy-duty hydraulic cylinders. The mining, oil and gas, forestry, marine, and construction industry benefit from the Nutbuster™. The Nutbuster Head mounts onto a solid metal disassembly table and delivers up to 50,000 foot-pounds of torque, which applies to a wide variety of nuts and glands. With the easy-to-mount and easy-to-use attachments and accessories, there is no job the Nutbuster can't accomplish. Customers also receive standard safety, upkeep and operations manuals. This product is proudly engineered, produced and assembled in Canada.

Nutbuster Head

The Nutbuster is operated through three electrical control valves that are mounted on the Nutbuster Head. The control valve controls two 4" hydraulic cylinders and the hydraulic motor. The ratchet head sits on a swivel base. The Nutbuster is designed to boost your safety and productivity and is also designed to be low maintenance while working to grow your business.

Customizable & Affordable

We commit to support all business sizes and budgets. The Nutbuster Assembly comes standard with all attachments and accessories, but customers have the option to remove items based on budget needs. Customers have the option to build the bench with the supplied copy of Hydraulitech's engineering plans or Hydraulitech's will customize the Nutbuster's base according to your existing table. In addition, Customers can purchase the optional push/pull cylinder, a power unit, and a wireless digital control panel.

Nutbuster Features

- ✓ Base swivel
- ✓ 3-section electrical control valves
- ✓ Pressure gauge with max indicator
- ✓ Pressure-torque chart
- ✓ Hydraulic motor with 600 ft-lb
- ✓ Self-locking hex plates
- ✓ Safety guards and safety lab

Specifications

MECHANICAL

Nutbuster Head Torque	50,000 lb-ft
Hydraulic Motor Torque	600 lb-ft

TABLE (customizable)

Standard	20 ft
----------	-------

POWER UNIT (Optional)

Power Requirements	5 HP
Standard Voltages	220, 3-Phase
Tank	15 Gallon
Pressure	3,000 psi
Flow	3 gal/min



Attachments

The Nutbuster Assembly includes the Nutbuster Head and the following tools or attachments. With the assembly, customers are able to safely and efficiently disassemble and assemble practically every type of hydraulic cylinder. The Nutbuster assembly is a complete service system for rebuilding cylinders.



01. Hex Plates

Hex plates are nut sockets that lock into the hex plate holder and make it easy to remove and install nuts. Plates are available in various sizes, ranging from 85mm to 155mm. They come in 9"x9"x1" thick plates. A 1.5" socket drive plate is available. Custom Hex Plates are available.

02. Front Eye Holder

The attachment holds the front eye of the cylinder as the nut is removed. The holder is adjustable up to 20" and contains a clevis for the front eye of the push/pull cylinder.

03. Gland Wrench Set

The 2-in-1 gland wrench set is designed as a pipe wrench and spanner wrench.

The pipe wrench's jaw teeth grip material of the cylinder. This provides a secure 4-point grip to ensure the end caps do not rotate. The pipe wrench accommodates glands up to 14 inches.

The front and side spanner wrench grip the holes on the face or circumference of the cylinder's end caps. Pins are adjusted to match the holes in the end cap. The spanner accommodates glands up to 20 inches.

04. Back Eye Holder

This attachment is installed onto the rotating head of the Nutbuster through

fastening bolts. With the use of a pin bolt, the back eye of the cylinder is secured to the Nutbuster. With the cylinder in a fixed position at the Gland Wrench Set, the Back Eye Holder rotates with the head of the Nutbuster to loosen the gland. The Back Eye Holder accommodates cylinders with a back eye up to 20 inches.

05. Lifting Jack


The easy-to-slide lifting jacks consist of aluminum pads that align the ride or tube before torque is applied. Two (2) 2.27-tonne lifting jack comes standard with the Nutbuster System. Optionally, 5-tonne jacks are available for heavy jobs.

06. Push/Pull Plate

This attachment, in conjunction with a push-pull cylinder, is used to pull or push the rod assembly in or out of the cylinder. The plate is connected to the work bench and to the back eye of the push/pull cylinder. This plate is designed to accommodate a 3" back eye from the push/pull cylinder.

07. Heavy Duty Chain Vise

The heavy duty chain vise, which is mounted to the work bench, is used to secure and to work cylinders. Once secured, the cylinder will not move as it is disassembled or as its glands are removed. The vise is mounted to the bench and is easy to setup for each job. The chain vise secures cylinders up to 20 inches.



HYDRAULITECHS

1725 Ontario Avenue
Saskatoon, Saskatchewan S7K 1S9
CANADA

(P) 1 (306) 683-1960
(E) contact@hydraulitechs.com
(W) www.hydraulitechs.com

“Hydraulitechs is very easy to deal with, and they were generous going the extra mile. We are very pleased with our purchase, and we are now saving money...as well as saving our backs!”

— Wayne Bueckert, Industrial Surface Technologies.



HYDRAULITECHS

HONING MACHINE

FULLY AUTOMATED TUBE HONING


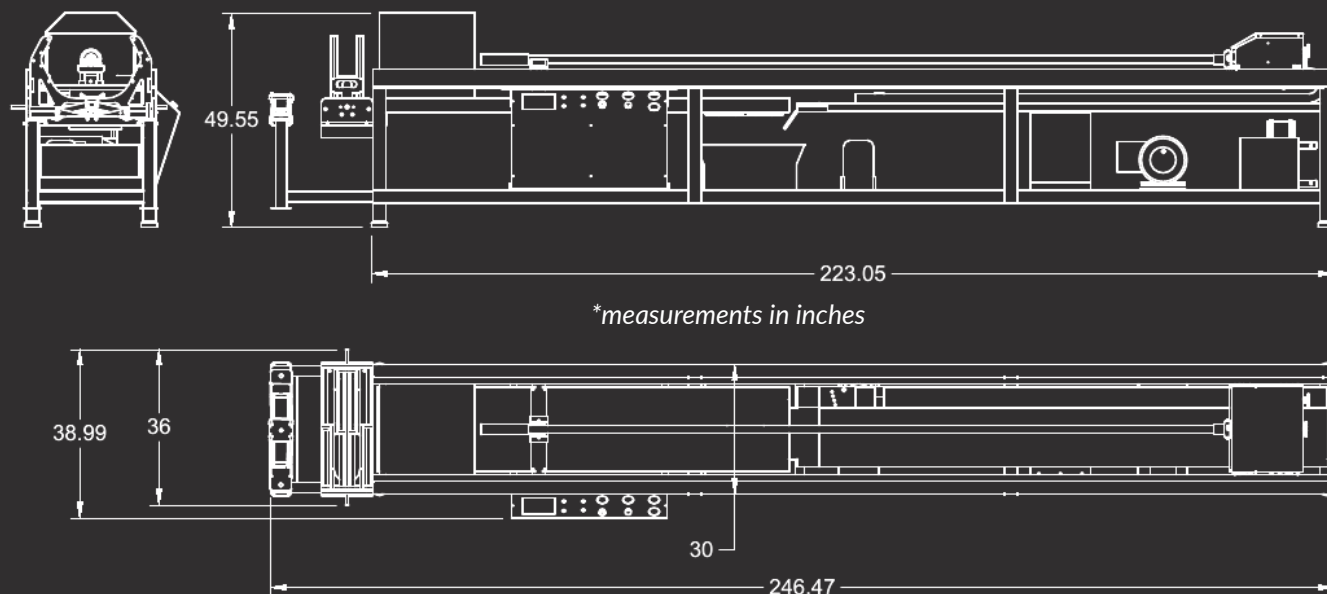
HONIX 15

The HONIX 15 design is innovative and revolutionary, making it stand out from other honing machines in the hydraulic repair industry. It is designed by experienced engineers who removed the hassles in the honing process. Use the HONIX 15 to increase the quality and productivity of your operation.




INNOVATIVE DESIGN

The HONIX 15 is a fully automated honing machine with electric over hydraulic design. The hydraulic power unit is mounted below the frame that drives two hydraulic motors for the stroker and the honing head. The honing oil centrifugal pumping system directly feeds the oil to the abrasive head media via the drive and feed assembly. This innovative design does not require connecting a hose to lubricate the tube. The Operator can start honing without maintaining proper feed during the honing process. This is possible through a patent-pending constant-torque clutching mechanism. The used honing oil is recycled through a 3-stage filtration process, thereby preventing galling between the workpiece and the tool. This ensures maximum cutting rates, long abrasive media life, and quality results.



FEATURES

- 1. HYDRAULIC OVER ELECTRIC DESIGN**
This design enables instant reversal of the stroker at each stroke end. This design provides adjustable stroke speed, spindle speed, and stroke pressure.
- 2. PLC CONTROLLED WITH COLOUR TOUCH SCREEN**
Many features of the machine are controlled via the PLC-controlled system. The touch screen shows factors like cycles, feed speed, and the load graph.
- 3. LOAD GRAPH DISPLAY**
The load along the honing shaft will be graphed during the strokes. This helps indicate the locations of the tight bore spots.
- 4. SELF-CENTERING MECHANISM AND WORK HOLDING SYSTEM**
Regardless of the tube size, this system allows rapid setup and ensures the tube is centred after clamping.
- 5. AUTO HONING OIL FEEDING SYSTEM**
The honing oil is directly fed to the abrasive head media via the drive assembly.
- 6. LOAD STABILIZER SYSTEM**
The system balances the weight of the honing head. This results in a smooth and precise product.
- 7. HIGH QUALITY HONING OIL FILTRATION**
The 3-stage filtration system includes magnets and paper media coolant filtration.
- 8. STANDARD HONING HEAD, STONE SUPPORTS**
The use of a standard honing head, such as the ANR160A, ensures your business has ease of access to stone supports and abrasives.
- 9. HONING STROKE LENGTH ADJUSTMENT**
There are two limit switches, which are triggered by stoppers. These stoppers are set depending on tube length.
- 10. MANUAL STROKER**
The manual stroker is available on the PLC to allow the operator to move the honing tool over the stroke length, to set the ends of the stroke during the setup process.
- 11. AUTO TENSIONING SYSTEM AND ADJUSTABLE LOAD WHEEL**
The tensioner ensures the honing media remains in constant pressure contact with the tube during the entire honing process.
- 12. REMOTE PRE-FEED WHEEL**
Allows the operator to engage/disengage the honing stones with the bore.



Higher Quality & Fully Automated Honing Process Leads to a Quick Return on Your Investment...



The control panel contains the touch screen, the adjustments for the drive travel pressure, drive travel speed, and the honing head rotation speed. The control panel also includes gauges for the different settings, including the honing fluid pressure and the hydraulic pump pressure.



The PLC and the patent-pending constant-torque clutching mechanism is the key advantage of the HONIX 15 that allows the operator free to perform other shop tasks while waiting for the honing process to complete.

CONSUMABLES

Hydraulic Oil	Multi Grad 32/10 Gal
Honing Oil	20 Gal
Honing Head	ANR160A
Fuse	FRZ ATDR30 GLS/600V/30A (#3)
Fuse	7A (#1)
Fuse	3A (#3)
Filter	Paper media coolant (#2)
Oil Filter (Power Unit)	Buyers HFA51025

TECHNICAL SPECIFICATIONS

Voltage	410 V, 10Hp, 3Ph, 50/60 HZ, 30A
Max Travel	15 ft
Max Travel Speed	50 ft/min
Bore Range	3.5"-21"
Max Honing Torque	100 ft/lb
Max Spindle Speed	200 rpm



HYDRAULITECHS

1725 Ontario Avenue
Saskatoon, Saskatchewan S7K 1S9
CANADA

(P) 1 (306) 683-1960
(E) contact@hydraulitechs.com
(W) www.hydraulitechs.com

“ Hydraulitechs is very easy to deal with, and they were generous going the extra mile. We are very pleased with our purchase, and we are now saving money....as well as saving our backs!”

— Wayne Bueckert, Industrial Surface Technologies.

HYDRAULIC TEST RIG

HTR 500

The HTR 500 hydraulic test rig is a multi-functional universal test stand, capable of testing an extensive range of hydraulic components such as hydraulic pumps, motors, valves, cylinders and other components. It is designed for general shop testing and can test all makes and models of hydraulic components. Component performance is determined by comparing test results with the manufacturer's specifications.

Utilizing the benefits of the HTR 500 will give you peace of mind when you deliver products to your customers.



TEST ITEM METRICS AND CAPACITY

The HTR 500 is capable of testing components such as pumps, motors, drives, valves, cylinders, accumulators, hydraulic concrete hammers, pressure relief/reducing valves, flow controls, steering units and flow dividers.

COMPONENT TYPES

- Cylinders: up to 6 GPM, 6000 PSI, all types
- Motors: closed loop/open loop
- Pumps: closed loop/open loop, up to 3 sections
- Hydrostatic pumps/drives
- Valves: 3-section, simultaneous
- Accumulators
- Flow control
- Flow dividers
- Hydraulic concrete hammers
- Pressure relief/reducing valves

COMPONENT SPECS

Max weight	200 kg / 440 lbs
Max diameter	80 cm / 31 inch
Max length	200 cm / 80 inch

SPECIFICATIONS

01. POWER

- 50 hp 3-phase electric motor
- 420 volt 3-phase, 55 amp

02. Flow/Pressure

- 6 GPM @ 6000 psi
- 30 GPM @ 2500 psi
- 50 GPM @ 1350 psi

03. Data Monitoring

- Main flow and pressure
- Test item flow/pressure/power
- Electrical motor amp/voltage/power
- Test item electronic data acquisitions/monitoring for all pressure and some drain lines.

04. Auxiliary Electrical Supply

- PWM 12 volt (for test proportional valves)
- 12/24 DC outlet (for testing solenoid valves)
- Control station for running up to 3-stage valve independently

05. Hydraulic Quick Connections

- 3 case drain lines (1 flow and temp-monitored)
- 3 monitored return lines (pressure and flow)
- 3 suction lines
- 1 auxiliary charge pressure line (with adjustable and monitored pressure and flow) - this feature is utilized to help test pumps with charge line/drive with break line or small hydraulic components.

06. Universal Mount and Shaft Attachments

- Float spinning love joy shaft couplings with speed monitoring
- Easy pump/motor shaft attachments (all standard couplings supplied)
- Universal mounting system for components (accommodates SAE-A/B/C)

07. Other Main Features, include:

- Oil Drain Bed for collecting spilled oil during test process
- Protective guard for spinning shaft and coupling
- Low profile test item fixture for easy handling
- 150 L (40 gal) tank with level/temperature monitoring for main pump
- 150 L (40 gal) tank for test item with filtration and heat/level monitoring
- Internal leakage test for hydraulic cylinders



HYDRAULITECHS

1725 Ontario Avenue
Saskatoon, Saskatchewan S7K 1S9
CANADA

(P) 1 (306) 683-1960
(E) contact@hydraulitechs.com
(W) www.hydraulitechs.com



Hydraulitechs is very easy to deal with, and they were generous going the extra mile. We are very pleased with our purchase, and we are now saving money....as well as saving our backs!"
— Wayne Bueckert, Industrial Surface Technologies.